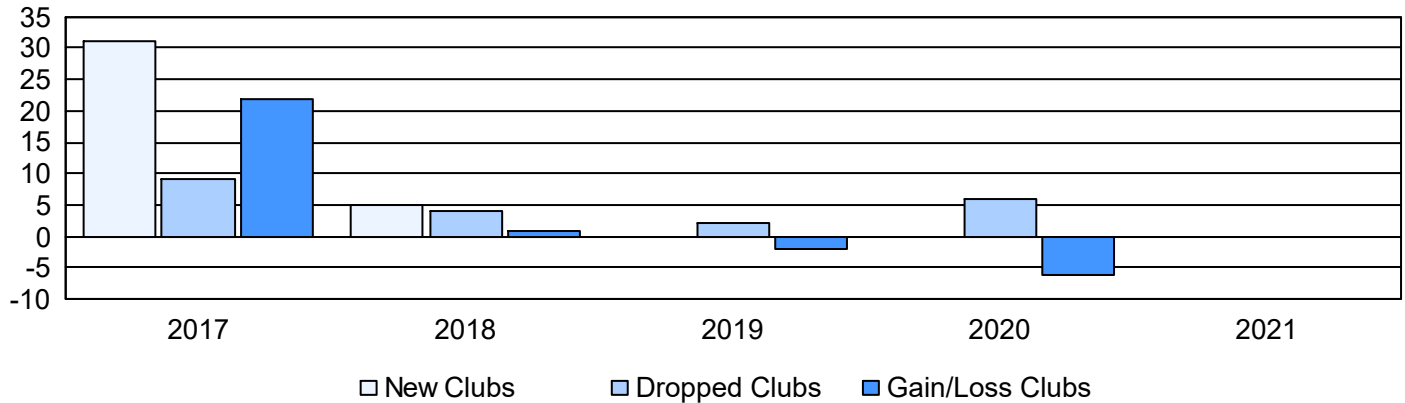
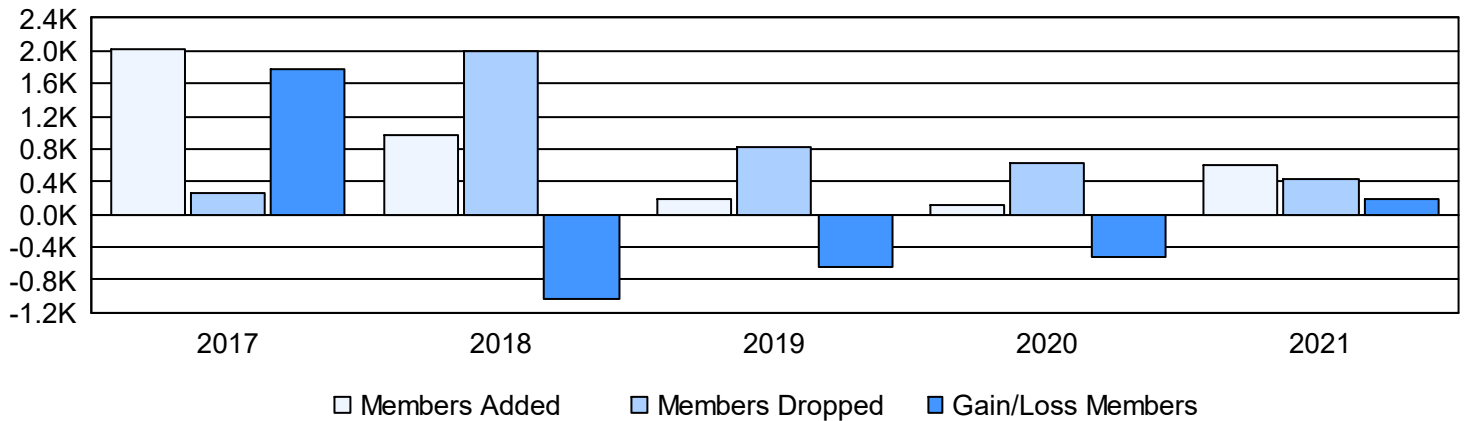


Year	New Clubs	Dropped Clubs	Gain/ Loss Clubs	New Members	Charter Members	Reinstate Members	Transfer Members	Total Member Added	Total Members Dropped	Gain/ Loss Members
2016-2017	31	9	22	897	1,062	40	21	2,020	251	1,769
2017-2018	5	4	1	619	252	63	25	959	2,001	-1,042
2018-2019	0	2	-2	128	31	3	21	183	822	-639
2019-2020	0	6	-6	0	60	43	11	114	631	-517
2020-2021	0	0	0	477	54	26	58	615	431	184
<b>Average</b>	<b>7</b>	<b>4</b>	<b>3</b>	<b>424</b>	<b>292</b>	<b>35</b>	<b>27</b>	<b>778</b>	<b>827</b>	<b>-49</b>

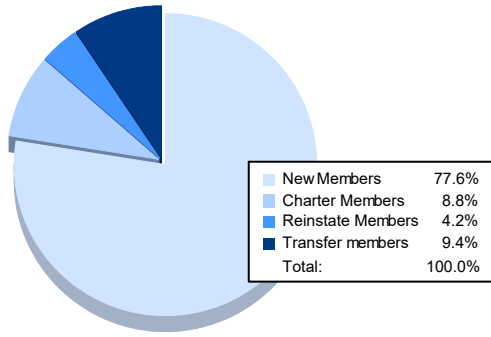
### Clubs



### Members



### Membership Composition June 2021 Cumulative



### Gender Composition June 2021 Cumulative

